



AUTOCLEAN SURFACE CLEANER SYSTEM

DESCRIPTION: Autoclean Surface Cleaner is a two-part system designed to handle all cleaning needs in all low VOC areas. The system has two cleaning products that can be used together or separately, depending on the level of contamination.

PRODUCTS:

- Sikkens Blend-Prep; an aggressive cleaner to be used with Autoclean Surface Cleaner on heavily contaminated panels that are to be refinished.
- Autoclean Surface Cleaner; a liquid cleaner for all panels that are to be cleaned for refinishing.

BEFORE YOU CLEAN:

The purpose of surface cleaning is to remove residual grease, oil, wax, silicones, road dirt and sand, etc. If this is omitted, then residual dirt will migrate into the fine scratches left during the sanding process. Possible silicone fisheyes and adhesion of the paint system subsequently applied to the contaminated surface will be poor and the finish may blister or delaminate in a very short time.

1. Always wash the car thoroughly to remove as much contamination as possible and to eliminate as much dust and dirt as possible.
2. Always wear gloves when degreasing. This will accomplish two things:
 - a) Eliminate solvent being absorbed into your hands.
 - b) Prevent salts and oils on your hands from contaminating the surface to be refinished.

CLEANING TECHNIQUE:

When a repair is to be made or a finish is to be recoated, the first thing to do after washing the car is to clean and degrease the body panel under treatment. Wet a clean cloth with Autoclean Surface Cleaner and clean/degrease the surface under treatment. Immediately thereafter, wipe the surface dry with clean, dry cloths. Always use two cloths, as one cloth will merely shift rather than remove dirt and grease.

NOTE: Replace cloths being used for degreasing and cleaning regularly with clean ones.

NORMAL CLEANING:

(For cleaning all panels that require lighter contamination removal.)



Water

Wash down the vehicle with detergent and warm water.



Autoclean Surface Cleaner

Wash down area to be repaired with Autoclean Surface Cleaner. This will remove any contamination. With a clean towel, dry off the cleaner before it has time to evaporate.



With a clean towel, dry off the Autoclean Surface Cleaner before it has time to evaporate.
—Always use one fresh towel for washing down and one fresh towel for wiping dry
—Replace towels regularly


NOTE: If during hot weather, there is difficulty removing Autoclean Surface Cleaner before it has evaporated, apply a final wash with clean fresh water. Dry using a new towel.





AUTOCLEAN SURFACE CLEANER SYSTEM

**HEAVY
CLEANING:**

(For heavily contaminated panels that are to be refinished only.)

- 1.  Water Wash down the vehicle with detergent and warm water.

- 2.  Autoclean Surface Cleaner with Grey Scuff Pad and Sikkens Blend-Prep Wet a grey scuff pad with Autoclean Surface Cleaner. Then apply Sikkens Blend-Prep to the pad and scrub the entire area to be refinished.

- 3.  Water Rinse the entire area with warm clean water. With a clean dry cloth, dry off the entire area.

**FINAL
CLEANING:**

After the final repairs have been completed, final wash the area to be refinished with Autoclean Surface Cleaner on a clean cloth. Then dry the area with a final clean cloth.

NOTE:

With all cleaning and degreasing activities: once the vehicle has been cleaned, it must never be touched with the bare hand; as salts, moisture and oils can be transferred to the prepared surface which may result in adhesion or blistering problems. It is particularly important that hand protecting barrier creams are never used near an automobile that is to be refinished.

STOCK KEEPING:

COLOR:	Autoclean Surface Cleaner:	Clear
	Sikkens Blend-Prep:	Grey
CONTAINER SIZE:	Autoclean Surface Cleaner:	1 gallon (3.785 lt)
	Sikkens Blend-Prep:	11 oz. tube
SHELF LIFE:	Two years if stored unopened at room temperature.	



AUTOCLEAN SURFACE CLEANER SYSTEM

SAFETY ASPECTS:

VOC:

Autoclean Surface Cleaner:

Note 1: 5.6 lb/gal 670 g/liter

Note 2: 0.7 lb/gal 92 g/liter

Note 1: VOC less water and less exempt solvent (Rule 1151 compliance)

Note 2: VOC calculated including water and exempt solvents.

NOTICE:

Do not handle until the Material Safety Data Sheets have been read and understood. Regulations require that all employees be trained on Material Safety Data Sheets for all chemicals with which they come in contact. The manufacturer recommends the use of protective equipment when using this material. Protect skin with gloves and spray suit, wear safety goggles when using.

