



AUTOBASE® PLUS BLENDING ADDITIVE


DESCRIPTION: Autobase Plus Blending Additive is a crystal clear blending additive that allows for easier application of Autobase Plus spot repairs. As there is no mixing required, it is very easy to use. Use Autobase Plus Blending Additive as a foundation for fade out areas or use it as an additive to Autobase Plus colors, solid or metallic, before the application of the fade out coats.

PRODUCT: Autobase Plus Blending Additive
REDUCERS: —None, the product comes ready to use.
BASIC RAW MATERIALS: Physically drying binders


APPLICATION:
SUITABLE SURFACES: As a clear foundation coat for fade out areas.
—All existing finishes and any Sikkens primer surfacer after degreasing and sanding with #P500–#P600 grit paper dry or #P800 grit wet. The fade out area must be scuffed with a grey scuffing pad, Blend-Prep and water, or alternately prepare with a good quality DA sander using a 3M interface pad and #P1000 grit sanding disk.

APPLICATION METHOD & MIXING RATIO: The application method and mixing ratio are dependent on the specific use of the product. Select the usage that is best for the job from A or B below, and follow the appropriate instructions:

A. As a clear foundation to assist in the spot repair and blending of Autobase Plus.

1.  Contains acrylic resins, toluene and other ingredients.

2.  Autobase Plus Blending Additive
Ready to spray



3.  1 x 1
HVLP Siphon
0.071"–0.087" (1.8–2.2 mm)
HVLP Gravity
0.051"–0.059" (1.3–1.5 mm)
Max. 10 psi (max. 0.8 bar)

Mixing Ratio: None

Application Method: Apply 1 single coat of Autobase Plus Blending Additive over the blending area. This should be a thin “shiny” coat.

AUTOBASE® PLUS BLENDING ADDITIVE

APPLICATION AS A BLENDING FOUNDATION (CONTINUED):

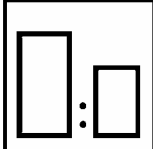



4.  3–5 minutes at 70°F (20°C)
5.  Apply Autobase Plus

Allow 3–5 minutes flash-off time at 70°F (20°C) prior to spot repairing with Autobase Plus. The Autobase Plus blend should always stay within the area of Autobase Plus Blending Additive.

NOTE: Always make sure that the intended clear coat covers the Autobase Plus Blending Additive on areas that are exposed to sunlight. Autobase Plus Blending Additive cannot be used as a clear topcoat on exterior surfaces exposed to direct weather influences.

B. Autobase Plus Blending Additive as an additive to Autobase Plus before blending and fading out.



Adding Autobase Plus Blending Additive makes the solid or metallic color transparent, allowing for an easier fade out repair with Autobase Plus.

1.  100:50
Autobase Plus
Autobase Plus Reducer Fast
- Mix Autobase Plus as follows;
100 parts by volume Autobase Plus with
50 parts by volume Autobase Plus reducer
Fast or Medium
2.  2x1
Apply 2 single coats with 2-3
minutes flash off.
- Apply Autobase Plus until coverage over
primer area. Allow 2-3 minutes flash-off time
between coats.
3.  100:100
Autobase Plus color
(ready to spray).
Autobase plus Blending Additive.
- Add to the ready to spray Autobase Plus
color, 100 parts by volume of Autobase Plus
Blending Additive.
4.  1-2x1
- With this transparent color, spray 1 to 2
single coats. Extending beyond the repair
area, gradually fading out.



AUTOBASE[®] PLUS BLENDING ADDITIVE

APPLICATION AS A BLENDING ADDITIVE (CONTINUED):

5.  15-20 minutes at 70°F (20°C) Allow 15-20 minutes at 70°F (20°C) before final tack and application of clearcoat.
6.  Apply clearcoat.

CLEANING OF EQUIPMENT:

Clean the spray gun with Sikkens Cleaning Solvent 790.

STOCK KEEPING:

COLOR: Clear

CONTAINER SIZE: Autobase Plus Blending Additive: ½ gallon (1.89lt)

SHELF LIFE: Four years if stored unopened at room temperature.

SAFETY ASPECTS:

READY TO SPRAY VOC:

Autobase Plus Blending Additive:	6.1 lb/gal	732 g/liter
Autobase Plus RTS / Autobase Plus Blending Additive (100:100):	6.3lb/gal	756 g/liter

NOTICE:

Do not handle until the Material Safety Data Sheets have been read and understood. Regulations require that all employees be trained on Material Safety Data Sheets for all chemicals with which they come in contact. The manufacturer recommends the use of an organic vapor respirator or air-supplied respirator when exposed to vapors or spray mist.

